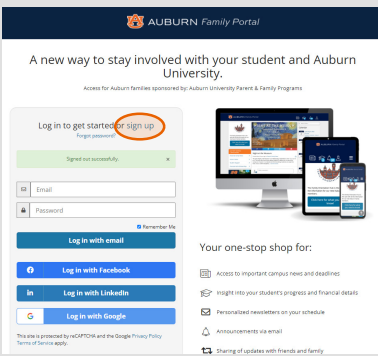


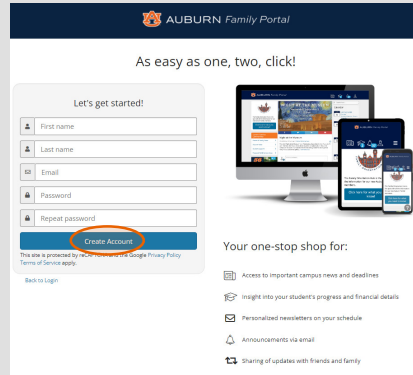
# SIGNING UP FOR THE FAMILY PORTAL HOW TO FOR FAMILIES

1. Visit [familyportal.auburn.edu](http://familyportal.auburn.edu)

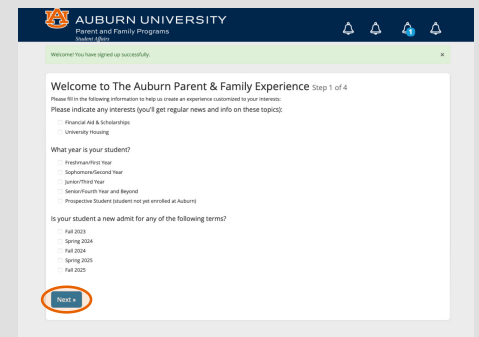
2. Select “sign up” to create an account.



3. Enter your name, email, password, and then click “Create Account.”



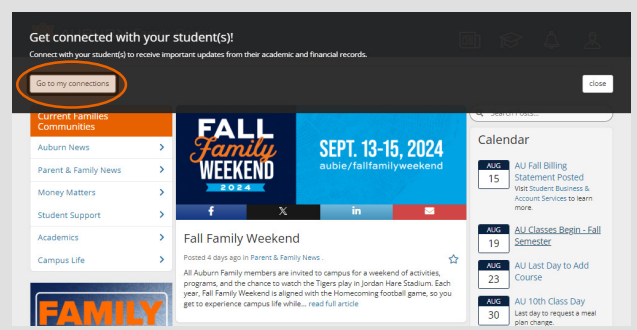
4. Answer the questions about your student and family.



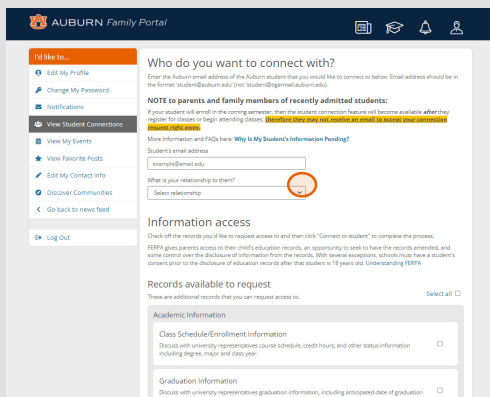
5. Once inside the portal, select the graduation cap.



6. Select “Go to My Connections” from the pop-up.



7. Once this screen appears, enter your student’s Auburn email address and select your relationship. Then request access to the records you want to see.



8. Lastly, select “Connect to your Student.”

